


09

TECHNOLOGY

MADE IN ITALY



# LA SCELTA DEL COMPRESSORE

## HOW TO CHOOSE A COMPRESSOR



Per una corretta scelta del compressore occorre conoscere il fabbisogno d'aria compressa per gli utilizzi previsti o calcolare il consumo d'aria compressa degli utensili pneumatici che si intende utilizzare (in metri cubi/ora o in litri al minuto).

Calcolo del Consumo d'aria di un utensile pneumatico in litri al minuto (Qreale):

### SOLUZIONE 1.

- riempire un serbatoio di aria fino ad una pressione di almeno 8 bar
- fare funzionare l'utensile pneumatico simulando l'utilizzo reale (es. Avvitatore pneumatico ad impulsi = 3 secondi per svitare una vite, 3 secondi di pausa per imboccare la bussola sulla seconda vite, 3 secondi per svitare la seconda vite, 3 secondi di pausa per imboccare la bussola sulla terza vite, ecc. Pistola di verniciatura = 15/20 secondi di verniciatura, pausa di 10 secondi per cambiare posizione al pezzo, ecc.)
- fare scendere la pressione fino a 6 bar, misurando il tempo impiegato.
- applicare la formula: **Qreale = V x P x 60 / t**

dove

V = volume del serbatoio

ΔP = differenza tra la pressione massima e quella minima raggiunta, nel caso considerato = 2

t = tempo (in secondi) impiegato per scendere dalla pressione massima (8 bar) alla pressione minima (6 bar) con compressore spento.

### SOLUZIONE 2.

- Prendere dal catalogo degli UTENSILI PNEUMATICI il valore indicato nella colonna "CONSUMO D'ARIA" e moltiplicarlo per un coefficiente di frequenza di utilizzo ipotizzato K (es. avvitatore pneumatico ad impulsi = 3 secondi pausa, 3 secondi utilizzo = 50% K = 0.5 percentuale di utilizzo reale nell'unità di tempo)
- Sostituire i valori ottenuti nella formula: **Qreale = Qcatalogo x K**

### DIMENSIONAMENTO COMPRESSORE

Cercare il valore ottenuto (Qreale) sulla colonna del CONSUMO CALCOLATO nella tabella, trovare il valore corrispondente sulla colonna del tipo di compressore che si vuole acquistare (Compressore Hobby, Compressore Professional monostadio, ecc.) e confrontarlo nel catalogo con il valore dell'aria aspirata che deve essere uguale o maggiore.

### ESEMPIO

Martello scalpellatore Qcatalogo = 157 l/min., frequenza di utilizzo ipotizzata 60%.

Qreale = 157 x 0.6 = 94 l/min per cui occorre un compressore Professional monostadio che abbia almeno 350 l/min di aria aspirata (CT 4/470 pag. 9 o superiori) oppure qualsiasi compressore Professional o Industrial bistadio.

Ipotizzando una frequenza di utilizzo minore (es. 30%) Qreale = 157 x 0.3 = 47 l/min potrebbe bastare un compressore Hobby con un'aria aspirata pari o maggiore di 231 l/min (Ghibli pag. 5).

For the correct choice of compressor, it is necessary to know the need for compressed air for expected use, or to calculate the consumption of compressed air by pneumatic tools to be used. (In cubic meters/hour or liters per minute)

Air consumption calculation for a pneumatic tool l/min (Qreal):

### SOLUTION 1

- fill a tank with air until the pressure reaches at least 8 bar
- run the pneumatic tool, simulating actual use (ex. pneumatic screwdriver pulse = 3 seconds to remove a screw, 3 second pause to take hold of the second screw, 3 second pause to take hold of the third screw, etc. Enamel gun = 15/30 seconds of painting, pause 10 seconds to change position, etc.)
- Drop the pressure to 6 bar, measuring the time taken.
- apply the formula: **Qreal = V x P x 60 / t**

where

V = volume of tank

ΔP = difference between maximum and minimum pressure reached, in this case = 2

t = time (in seconds) taken to drop from maximum pressure (8 bar) to the minimum pressure (6 bar) with the compressor turned off.

### SOLUTION 2

- In the PNEUMATIC TOOLS catalogue take the value indicated in the column "AIR CONSUMPTION" and multiply it by a factor of frequency of use, assumed "K" (ex. Pneumatic screwdriver pulse = 3 seconds of pause, 3 seconds of use = 50% K = 0.5 percentage real usage in units of time)
- Substitute the values obtained in the formula: **Qreal = Qcatalog x K**

### COMPRESSOR SIZING

Find the volume obtained (Qreal) in the "CALCULATED CONSUMPTION" column of the table, find the corresponding value in the column of the compressor type you would like to buy (Hobby Compressor, Professional Single Compressor, etc.) and compare it in the catalog with the value of consumed air, which must be equal or greater.

### EXAMPLE

Air hammer chisel, Qcatalog = 157 l/min., frequency of use hypothesized 60%. Qreal = 157 x 0.6 = 94 l/min for which a Professional single compressor is needed, that has at least 350 l/min of consumed air (CT 4/470 page 9 or superior) or any Professional or Industrial double compressor.

Assuming a lower frequency of use (ex. 30%) Qreal = 157 x 0.3 = 47 l/min could do with a Hobby compressor with consumed air equal to or greater than 231 l/min (Ghibli page 5).

CONSUMO CALCOLATO CALCULATED CONSUMPTION l/min	Aria Aspirata - Air Displacement l/min			
	HOBBY COMPRESSORS	PROFESSIONAL COMPRESSORS		INDUSTRIAL COMPRESSORS
		Monostadio One stage	Bistadio Two Stage	Bistadio Two Stage
20	92			
25	115			
30	138			
35	162			
40	185			
45	208			
50	231			
55	254			
60		231		
65		250		
70		269		
75		288		
80		308		
85		327		
90		346		
95		365		
100		385		
110		423		
120		462		
130		500		
140			467	
150			500	
160			533	
170			567	
180			600	
190			633	
200			667	
220			733	
240			800	
260			867	
280			933	
300			1000	
350			1167	
400			1333	
450				750
500				833
550				917
600				1000
650				1083
700				1167
750				1250
800				1333
850				1417
900				1500
950				1583
1000				1667
1100				1833
1200				2000
1300				2167
1400				2333
1500				2500
1600				2667

Nessun compressore della categoria soddisfa i requisiti  
No compressor in the category is suitable for the requested application


Tutti i compressori della categoria soddisfano il requisito  
All compressors in the category are suitable for the requested application



**ELETTROCOMPRESSORI A PISTONI**  
**PISTON AIR COMPRESSORS**

# Compressori a trasmissione diretta senza olio Hobby

Hobby oilfree direct driven compressors



## HOBBY 6 SILENT



Codice Code	Modello Model												
		Pumps	Lt	HP	kW	l/min	rpm	n.	n.	bar	Volt/Hz/Ph	mm	kg
4116021636 A2BB104YPO603	Hobby 6 silent	Hobby silent	6	1	0,75	130	1450	1	1	8	230/50/1	530x210x540	15

## HOBBY 6



Codice Code	Modello Model												
		Pumps	Lt	HP	kW	l/min	rpm	n.	n.	bar	Volt/Hz/Ph	mm	kg
4116021734 A4BB304YPO125	Hobby 6	Hobby	6	1,5	1,1	180	3400	1	1	8	230/50/1	530x210x540	10

## HOBBY 25















Codice Code	Modello Model												
		Pumps	Lt	HP	kW	l/min	rpm	n.	n.	bar	Volt/Hz/Ph	mm	kg
4116021810 A4CC304YPO103	Hobby 25	Hobby	24	1,5	1,1	180	3400	1	1	8	230/50/1	600x255x590	18

# Compressori a trasmissione diretta lubrificati Hobby













Hobby lubricated direct driven compressors

DC2/6

Codice Code	Modello Model												
		Pums	Lt	HP	kW	l/min	rpm	n.	n.	bar	Volt/Hz/Ph	mm	kg
4116021858 DCBB404YP0094	DC2/6	DC2	6	2	1,5	222	2850	1	1	8	230/50/1	530x210x540	18









DC2/24

Codice Code	Modello Model												
		Pums	Lt	HP	kW	l/min	rpm	n.	n.	bar	Volt/Hz/Ph	mm	kg
4116021962 DCCC404YP0093	DC2/24	DC2	24	2	1,5	222	2850	1	1	8	230/50/1	600x255x590	25
4116022040 DCDV404YP0095	DC2/50	DC2	50	2	1,5	222	2850	1	1	8	230/50/1	810x300x680	36




GHIBLI 2/24

Codice Code	Modello Model												
		Pums	Lt	HP	kW	l/min	rpm	n.	n.	bar	Volt/Hz/Ph	mm	kg
4116020573 6LCC404YP0113	GHIBLI 2/24	OM241	24	2	1,5	240	2850	1	1	8	230/50/1	600x255x590	24
4116020577 6LDC404YP0114	GHIBLI 2/50	OM241	50	2	1,5	240	2850	1	1	8	230/50/1	810x300x680	35



# Compressori a trasmissione diretta semiprofessionali

Semiprofessional direct driven compressors



## D260/50

Codice Code	Modello Model											
		Pums	Lt	HP kW	l/min	rpm	n.	n.	bar	Volt/Hz/Ph	mm	kg
4116017206 1MCC4G4YP0131	D260/24	D260	24	2,5 1,8	260	2850	1	1	9	230/50/1	600x255x590	24
4116017240 1MDV4G4YP0355	D260/50	D260	50	2,5 1,8	260	2850	1	1	9	230/50/1	810x300x680	38



## COMPACT D315/10













Codice Code	Modello Model											
		Pums	Lt	HP kW	l/min	rpm	n.	n.	bar	Volt/Hz/Ph	mm	kg
4116021563 8213883YP0098	COMPACT D315/10	D315	10	3 2,2	310	2850	1	1	9	230/50/1	480x510x550	30



# Compressori a trasmissione diretta semiprofessionali e professionali













Semiprofessional and professional direct driven compressors

## GV34/50

Codice Code	Modello Model												
		Pumps	Lt	HP	kW	l/min	rpm	n.	n.	bar	Volt/Hz/Ph	mm	kg
4116019278 3BDC514YP0610	GV34/50	GV34	50	3	2,2	340	1450	2	1	10	230/50/1	820x410x800	54















## GV34/11+11 CM3

Codice Code	Modello Model												
		Pumps	Lt	HP	kW	l/min	rpm	n.	n.	bar	Volt/Hz/Ph	mm	kg
4116021333 8119160YP0617	GV 34/11+11 CM3	GV34	11+11	3	2,2	340	1450	2	1	10	230/50/1	750x860x900	67




## GV34/24

Codice Code	Modello Model												
		Pumps	Lt	HP	kW	l/min	rpm	n.	n.	bar	Volt/Hz/Ph	mm	kg
4116019359 38XV514YP0609	GV34/24	GV34	24	3	2,2	340	1450	2	1	10	230/50/1	490x640x810	40



# Compressori a trasmissione a cinghia professionali

## Professional belt driven compressors



### CM 2/250/50



Codice Code	Modello Model												
		Pums	Lt	HP	kW	l/min	rpm	n.	n.	bar	Volt/Hz/Ph	mm	kg
4116018109 2RCC404YP0031	CM 2/250/25	B 2800 l	27	2	1,5	234	1500	2	1	9	230/50/1	810x365x600	40
4116018145 2RDC404YP0032	CM 2/250/50	B 2800 l	50	2	1,5	234	1500	2	1	9	230/50/1	860x380x710	49
4116018150 2RDC441YP0037	CT 2/250/50	B 2800 l	50	2	1,5	234	1500	2	1	9	400/50/3	860x380x710	49
4116018276 2RFC404YP0033	CM 2/250/100	B 2800 l	100	2	1,5	234	1500	2	1	9	230/50/1	1070x390x800	62
4116018282 2RFC441YP0034	CT 2/250/100	B 2800 l	100	2	1,5	234	1500	2	1	9	400/50/3	1070x390x800	62

### CT 3/330/150















Codice Code	Modello Model												
		Pums	Lt	HP	kW	l/min	rpm	n.	n.	bar	Volt/Hz/Ph	mm	kg
4116017622 28FC504YP0040	CM 3/330/100	B 2800 B	100	3	2,2	320	1570	2	1	10	230/50/1	1070x390x800	69
4116017629 28FC541YP0041	CT 3/330/100	B 2800 B	100	3	2,2	320	1570	2	1	10	400/50/3	1070x390x800	69
4116017839 28HC504YP0042	CM 3/330/150	B 2800 B	150	3	2,2	320	1570	2	1	10	230/50/1	1380x435x1050	86
4116017844 28HC541YP0043	CT 3/330/150	B 2800 B	150	3	2,2	320	1570	2	1	10	400/50/3	1380x435x1050	86
4116017939 28LC504YP0044	CM 3/330/200	B 2800 B	200	3	2,2	320	1570	2	1	10	230/50/1	1500x450x1100	94
4116017948 28LC541YP0045	CT 3/330/200	B 2800 B	200	3	2,2	320	1570	2	1	10	400/50/3	1500x450x1100	94
4116017956 28LN545YP0070	FT 3/330/200	B 2800 B	200	3	2,2	320	1570	2	1	10	400/50/3	1500x450x1100	94

# Compressori a trasmissione a cinghia professionali













## Professional belt driven compressors

CT 4/470/270

Codice Code	Modello Model												
		Pums	Lt	HP	kW	l/min	rpm	n.	n.	bar	Volt/Hz/Ph	mm	kg
4116018779 36FV601YP0089	CT 4/470/100	B 3800 B	100	4	3	476	1400	2	1	10	400/50/3	1070x390x800	83
4116018945 36LV601YP0091	CT 4/470/200	B 3800 B	200	4	3	476	1400	2	1	10	400/50/3	1500x450x1100	108
4116018968 36LW605YP0052	FT 4/470/200	B 3800 B	200	4	3	476	1400	2	1	10	400/50/3	1500x450x1100	108
4116019084 36XV601YP0052	CT 4/470/270	B 3800 B	270	4	3	476	1400	2	1	10	400/50/3	1520x590x1150	154
4116019117 36XW605YP0053	FT 4/470/270	B 3800 B	270	4	3	476	1400	2	1	10	400/50/3	1520x590x1150	154




CT 4/540/270

Codice Code	Modello Model												
		Pums	Lt	HP	kW	l/min	rpm	n.	n.	bar	Volt/Hz/Ph	mm	kg
4116019572 49LC601YP0071	CT 4/540/200	B 4900 B	200	4	3	514	1400	2	2	11	400/50/3	1500x450x1100	114
4116019577 49LN605YP0072	FT 4/540/200	B 4900 B	200	4	3	514	1400	2	2	11	400/50/3	1500x450x1100	114
4116019627 49NC601YP0073	CT 4/540/270	B 4900 B	270	4	3	514	1400	2	2	11	400/50/3	1520x590x1150	157
4116019635 49NW605YP0074	FT 4/540/270	B 4900 B	270	4	3	514	1400	2	2	11	400/50/3	1520x590x1150	157



# Compressori a trasmissione a cinghia professionali

## Professional belt driven compressors



### CT 5,5/620/270

Codice Code	Modello Model												
		Pums	Lt	HP	kW	l/min	rpm	n.	n.	bar	Volt/Hz/Ph.	mm	kg
4116019698 53LC701YP0052	CT 5,5/620/200	B 5900 B	200	5,5	4	653	1400	2	2	11	400/50/3	1500x450x1100	128
4116019702 53LN705YP0053	FT 5,5/620/200	B 5900 B	200	5,5	4	653	1400	2	2	11	400/50/3	1500x450x1100	128
4116019772 53NC701YP0054	CT 5,5/620/270	B 5900 B	270	5,5	4	653	1400	2	2	11	400/50/3	1520x590x1150	180
4116019788 53NN705YP0055	FT 5,5/620/270	B 5900 B	270	5,5	4	653	1400	2	2	11	400/50/3	1520x590x1150	180
4116019816 53TN705YP0057	FT 5,5/620/500	B 5900 B	500	5,5	4	653	1400	2	2	11	400/50/3	2030x680x1400	225



### FT 7,5/810/500













Codice Code	Modello Model												
		Pums	Lt	HP	kW	l/min	rpm	n.	n.	bar	Volt/Hz/Ph.	mm	kg
4116020191 62NN805YP0059	FT 7,5/810/270	B 6000	270	7,5	5,5	827	1400	2	2	11	400/50/3	1520x590x1150	205
4116020247 62TN805YP0061	FT 7,5/810/500	B 6000	500	7,5	5,5	827	1400	2	2	11	400/50/3	2030x680x1400	280




# Compressori a trasmissione a cinghia professionali













## Professional belt driven compressors

CT 5,5/700/270

Codice Code	Modello Model												
		Pums	Lt	HP	kW	l/min	rpm	n.	n.	bar	Volt/Hz/Ph	mm	kg
4116019384 3ENC701YPO619	CT 5,5/700/270	NS 39	270	5,5	4	650	1000	2	2	11	400/50/3	1520x590x1260	205
4116019394 3ETC701YPO620	CT 5,5/700/500	NS 39	500	5,5	4	650	1000	2	2	11	400/50/3	2030x680x1400	275
4116019395 3ETC705YPO621	FT 5,5/700/500	NS 39	500	5,5	4	650	1000	2	2	11	400/50/3	2030x680x1400	275
4116019465 3EXV801YPO505	CT 7,5/700/270	NS 39	270	7,5	5,5	813	1250	2	2	11	400/50/3	1520x590x1260	210
4116019389 3ENN805YPO614	FT 7,5/700/270	NS 39	270	7,5	5,5	813	1250	2	2	11	400/50/3	1520x590x1260	210
4116019399 3ETC801YPO615	CT 7,5/700/500	NS 39	500	7,5	5,5	813	1250	2	2	11	400/50/3	2030x680x1400	280
4116019404 3ETM805YPO616	FT 7,5/700/500	NS 39	500	7,5	5,5	813	1250	2	2	11	400/50/3	2030x680x1400	280




FT 10/1200/500

Codice Code	Modello Model												
		Pums	Lt	HP	kW	l/min	rpm	n.	n.	bar	Volt/Hz/Ph	mm	kg
4116020792 70NN905YPO067	FT 10/1200/270	B 7000	270	10	7,5	1210	1300	2	2	11	400/50/3	1520x590x1150	237
4116020858 70TN905YPO065	FT 10/1200/500	B 7000	500	10	7,5	1210	1300	2	2	11	400/50/3	2030x680x1400	295
4116020028 5ETN905YPO086	FT 10/1150/500	NS 59 S	500	10	7,5	1130	900	2	2	11	400/50/3	2220x680x1470	335















# Compressori a trasmissione a cinghia professionali Tandem

## Tandem professional belt driven compressors



### TD 2400/500












Codice Code	Modello Model												
		Pumps	Lt	HP	kW	l/min	rpm	n.	n.	bar	Volt/Hz/Ph	mm	kg
4116018992 36UW605YP0670	TD 1000/500	B 3800 B	500	4+4	3+3	952	1400	2	1	10	400/50/3	2030x680x1400	304
4116019645 49UC605YP0076	TD 1100/500	B 4900 B	500	4+4	3+3	1028	1400	2	2	11	400/50/3	2030x680x1400	330
4116019888 53UC705YP0077	TD 1200/500	B 5900 B	500	5,5+5,5	4+4	1306	1400	2	2	11	400/50/3	2030x680x1400	350
4116020382 62UC805YP0078	TD 1600/500	B 6000	500	7,5+7,5	5,5+5,5	1654	1400	2	2	11	400/50/3	2030x680x1400	410
4116020992 70UC905YP0067	TD 2400/500	B 7000	500	10+10	7,5+7,5	2420	1300	2	2	11	400/50/3	2030x680x1400	430
4116020103 5EUC905YP0094	TD 2400/500	NS 59S	500	10+10	7,5+7,5	2260	900	2	2	11	400/50/3	2030x680x1400	570
4116020212 62RW805YP0080	TD 1600/900	B 6000	900	7,5+7,5	5,5+5,5	1654	1400	2	2	11	400/50/3	2070x800x1570	500
4116020828 70RW905YP0069	TD 2400/900	B 7000	900	10+10	7,5+7,5	2420	1300	2	2	11	400/50/3	2070x800x1570	530



# Compressori con motore a scoppio












Petrol engine compressors

**TTB5/3800 100**

Codice Code	Modello Model											
		Pums	Lt	HP	kW	l/min	rpm	n.	n.	bar	mm	kg
4116002061	TTB5/3800/50	B 3800 B	50	5,5	BENZ.	330	1000	2	1	10	410x1000x870	85
4116002020 8119067YP0132	TTB5/3800/100	B 3800 B	100	5,5	BENZ.	330	1000	2	1	10	1090x420x1030	73
4116002051	TTB5/3800/200	B 3800 B	200	5,5	BENZ.	330	1000	2	1	10	595x1370x1065	140



**TTB5/3800/11+11**

Codice Code	Modello Model											
		Pums	Lt	HP	kW	l/min	rpm	n.	n.	bar	mm	kg
4116002036 8119068YP0133	TTB 5/3800/11+11	B 3800 B	11+11	5,5	BENZ.	330	1000	2	1	10	750x860x900	77



## SIL 2M/250

Codice Code	Modello Model													
		Pums	Lt	HP	kW	l/min	rpm	n.	n.	bar	dB (A)	Volt/Hz/Ph	mm	kg
4116007157 8171010YPO217	SIL 2M/250	B2800	27	2	1,5	254	1250	2	1	10	64	230/50/1	750x460x950	83
4116007158 8171020YPO218	SIL 2T/250	B2800	27	2	1,5	254	1250	2	1	10	64	400/50/3	750x460x950	83
4116007161 8171030YPO219	SIL 3M/330	B2800B	27	3	2,2	320	1570	2	1	10	65	230/50/1	750x460x950	87
4116007164 8171040YPO220	SIL 3T/330	B2800B	27	3	2,2	320	1570	2	1	10	65	400/50/3	750x460x950	87



## SIL 10/1200














Codice Code	Modello Model													
		Pums	Lt	HP	kW	l/min	rpm	n.	n.	bar	dB (A)	Volt/Hz/Ph	mm	kg
4116007132 8119300YPO221	SIL 4/540	B4900	-	4	3	514	1450	2	2	11	68	400/50/3	945x755x960	152
4116007136 8119305YPO222	SIL 5,5/620	B5900B	-	5,5	4	653	1370	2	2	11	68	400/50/3	945x755x960	185
4116007139 8119315YPO223	SIL 7,5/810	B6000	-	7,5	5,5	827	1400	2	2	12	68	400/50/3	1345x875x1050	230
4116007124 8119280YPO142	SIL 10/1200	B7000	-	10	7,5	1210	1300	2	2	12	68	400/50/3	1345x875x1050	245
4116007108 8119265YPO143	SIL 5,5/620S/T	B5900B	-	5,5	4	653	1370	2	2	12	68	400/50/3	945x755x960	190
4116007142 8119325YPO224	SIL 7,5/810S/T	B6000	-	7,5	5,5	827	1400	2	2	12	68	400/50/3	1345x875x1050	236
4116007145 8119335YPO225	SIL 10/1200S/T	B7000	-	10	7,5	1210	1300	2	2	12	68	400/50/3	1345x875x1050	252



# Compressori silenziati con serbatoio














## Silenced compressors with tank

### SIL 4/540/270

Codice Code	Modello Model													
		Pums	Lt	HP	kW	l/min	rpm	n.	n.	bar	dB (A)	Volt/Hz/Ph	mm	kg
4116007091 8119240YPO212	SIL4/540/270	B4900	270	4	3	514	1450	2	2	11	68	400/50/3	1560x750x1500	288
4116007064 8119200YPO100	SIL5,5/620/270	B5900B	270	5,5	4	653	1370	2	2	11	68	400/50/3	1560x750x1500	315
4116007068 8119210YPO213	SIL5,5/620/500	B5900B	500	5,5	4	653	1370	2	2	11	68	400/50/3	2025x1000x1680	338
4116007076 8119220YPO214	SIL7,5/810/500	B6000	500	7,5	5,5	827	1400	2	2	11	68	400/50/3	2025x1000x1680	355
4116007081 8119230YPO215	SIL10/1200/500	B7000	500	10	7,5	1210	1300	2	2	11	68	400/50/3	2025x1000x1680	370
4116007065 8119205YPO101	SIL5,5/620/270S/T	B5900B	270	5,5	4	653	1370	2	2	11	68	400/50/3	1560x750x1500	320
4116007069 8119215YPO134	SIL5,5/620/500S/T	B5900B	500	5,5	4	653	1370	2	2	11	68	400/50/3	2025x1000x1680	343
4116007078 8119225YPO216	SIL7,5/810/500S/T	B6000	500	7,5	5,5	827	1400	2	2	11	68	400/50/3	2025x1000x1680	360
4116007086 8119235YPO135	SIL10/1200/500S/T	B7000	500	10	7,5	1210	1300	2	2	11	68	400/50/3	2025x1000x1680	377



### SIL 10/500/1200 DRY

Codice Code	Modello Model													
		Pums	Lt	HP	kW	l/min	rpm	n.	n.	bar	dB (A)	Volt/Hz/Ph	mm	kg
4116007147	SIL 5,5/500/650 DRY	NS5900	500 F	5,5	4	653	1370	2	2	11	68	400/50/3	2020x1000x1600	302
4116007148	SIL 5,5/500/650 DRY	NS5900	500 F	5,5	4	653	1370	2	2	11	68	400/50/3^A^	2020x1000x1600	306
4116007150	SIL 7,5/500/830 DRY	NS6000	500 F	7,5	5,5	827	1400	2	2	11	68	400/50/3	2020x1000x1600	404
4116007151	SIL 7,5/500/830 DRY	NS6000	500 F	7,5	5,5	827	1400	2	2	11	68	400/50/3^A^	2020x1000x1600	410
4116007152	SIL 10/500/1200 DRY	NS7000	500 F	10	7,5	1210	1300	2	2	11	68	400/50/3	2020x1000x1600	442
4116007154	SIL 10/500/1200 DRY	NS7000	500 F	10	7,5	1210	1300	2	2	11	68	400/50/3^A^	2020x1000x1600	448



# Gruppi compressori monostadio

One stage bare compressors



HOBBY



HOBBY SILENT



DC2



OM 241



D 260/D 315



GV34



B2800 I



B2800B



B3800B



Modello Model							
	l/min	n.	n.	HP	kW	bar	rpm
HOBBY	180	1	1	1,5	1,1	8	3400
HOBBY SILENT	130	1	1	1	0,75	8	1450
DC2	222	1	1	2	1,5	8	2850
OM 241	240	1	1	2	1,5	8	2850
DC 2,5	260	1	1	2,5	1,8	8	2850
D 260	260	1	1	2,5	1,8	9	2850
D 315	310	1	1	3	2,2	9	2850
VDC	350	1	2	3	2,2	9	2850
GV34	340	1	2	3	2,2	10	1450
VCF 2	230	1	2	2	1,5	9	1200
VCF 3	300	1	2	3	2,2	9	1000
B 2800 I	234	1	2	2	1,5	9	1500
B 2800B	320	1	2	3	2,2	10	1370
B 3800 B/NS 18 S	476	1	2	4	3	10	1400

# Gruppi compressori bistadio

Two stages bare compressors

B 4900 B/NS29S

B 5900 B

B 6000

B 7000









NS 39

NS 59 S

NS 89



Modello Model							
	l/min	n.	n.	HP	kW	bar	rpm
B 4900 B/NS 29 S	514	2	2	4	3	11	1400
B 5900 B	653	2	2	5,5	4	11	1400
B 6000	827	2	2	7,5	5,5	11	1400
B 7000	1210	2	2	10	7,5	11	1300
NS 39	650	2	2	5,5	4	11	1000
NS 59 S	1390	2	2	15	11	11	1100
NS 89	2400	2	4 V	20	15	11	950

**Basi fisse / Base plates**

Codice Code	Modello Model									
		Pums	l/min	HP	kW	rpm	Volt / Hz / Ph	bar	mm	kg
4116000078 8212750YPO678	B 7000/BF 7,5 T	B 7000	1023	7,5	5,5	1100	400/50/3 $\Delta$	11	1100x590x800h	130
4116000084 8212760YPO679	B 7000/BF 10 T	B 7000	1210	10	7,4	1300	400/50/3 $\Delta$	11	1100x590x800h	135
4116000047 8212260YPO680	NS59S/BF 7,5 T	NS59S	950	7,5	5,5	750	400/50/3 $\Delta$	11	1100x480x920h	175
4116000046 8212230YPO001	NS59S/BF 10 T	NS59S	1130	10	7,5	900	400/50/3 $\Delta$	11	1100x480x920h	181
4116000093 8212870YPO681	BV8900/BF 15	BV8900	2016	15	11	800	400/50/3 $\Delta$	11	1600x720x1000h	338
4116000089 8212830YPO682	BV8900/BF 20	BV8900	2400	20	15	950	400/50/3 $\Delta$	11	1600x720x1000h	350
4116000091 8212840YPO683	BV8900/BF 25	BV8900	2770	25	18,5	1100	400/50/3 $\Delta$	11	1600x720x1000h	358



**Basi per serbatoi / Base receivers**

Codice Code	Modello Model									
		Pums	l/min	HP	kW	rpm	Volt / Hz / Ph	bar	mm	kg
4116000105 8213060YPO684	B 2800/BS 2M	B2800	254	2	1,5	920	230/50/1	10	700x370x400h	28
4116000109 8213070YPO685	B2800/BS 2T	B2800	254	2	1,5	920	400/50/3	10	700x370x400h	28
4116000114 8213510YPO686	B2800B/BS 3T	B2800B	320	3	2,2	1225	400/50/3	10	700x400x500h	37
4116000123 8213520YPO687	B3800B/BS 4T	B3800B	476	4	3	1400	400/50/3	10	860x430x500h	44
4116000132 8213910YPO688	B5900B/BS 5,5T	B5900B	653	5,5	4,1	1400	400/50/3	11	1100x590x800h	90
4116000098 8212920YPO003	B6000/BS 7,5T	B6000	827	7,5	5,5	1400	400/50/3	11	1100x590x800h	120
4116000065 8212630YPO002	B7000/BS 7,5T	B7000	1023	7,5	5,5	1100	400/50/3	11	1100x590x800h	130
4116000072 8212640YPO003	B7000/BS 10T	B7000	1210	10	7,4	1300	400/50/3	11	1100x590x800h	135
4116000086 8212790YPO689	B7000/BS 7,5ST	B7000	1023	7,5	5,5	1100	400/50/3 $\Delta$	11	1100x590x800h	130
4116000087 8212800YPO690	B7000/BS 10ST	B7000	1210	10	7,4	1300	400/50/3 $\Delta$	11	1100x590x800h	135





**OMA È GARANZIA DI QUALITÀ E SICUREZZA  
OMA IS SYNONYMOUS FOR QUALITY AND SAFETY**

**I compressori OMA hanno ottenuto le seguenti certificazioni:  
The OMA air compressors achieved the following certifications:**

Certificazione Sistema Qualità  
Aziendale UNI EN ISO9001  
UNI EN ISO9001 certification

Certificazione di prodotto Russa  
Russian product certification

Tutti i compressori OMA sono  
realizzati nel pieno rispetto delle  
direttive Europee applicabili  
All'OMA air compressors are manu-  
factured in compliance with all the  
enforceable directives

Altre certificazioni di prodotto  
conseguite:  
Argentina – Croazia  
Certificazioni per i serbatoi  
a pressione:  
Singapore – Israele  
Other product certifications:  
Argentina – Croatia  
Pressure vessel specifications:  
Singapore – Israel





OMA ITALY S.r.l.  
Via Cristoforo Colombo, 3  
10070 Robassomero (To) Italy

Tel. +39 011924.17.51  
Fax +39 011924.17.64  
e-mail: [oma@omacomp.it](mailto:oma@omacomp.it)

**Distributore** / Distributor